

# Long-term effect of high dose omega-3 fatty acid supplementation for secondary prevention of cardiovascular outcomes: A meta-analysis of randomized, double blind, placebo controlled trials

Manuela Casula<sup>a,\*</sup>, Davide Soranna<sup>b</sup>, Alberico L. Catapano<sup>a,c</sup>, Giovanni Corrao<sup>b,\*</sup>

<sup>a</sup>Centre of Epidemiology and Preventive Pharmacology (SEFAP), Department of Pharmacological and Biomolecular Sciences, University of Milan, Via Balzaretti 9, 20133 Milan, Italy

<sup>b</sup>Department of Statistics and Quantitative Methods, Unit of Biostatistics, Epidemiology and Public Health, University of Milano-Bicocca, Milan, Italy  
<sup>c</sup>Multimedica IRCSS Milan Italy

## Abstract

**Background:** Although omega-3 fatty acids have well documented properties which would reduce the cardiovascular (CV) disease risk, the evidence from randomized controlled trials (RCTs) remains inconclusive. We performed a meta-analysis of the available RCTs for investigating the CV preventive effect of administering at least 1 gram/day, and for at least 1 year, omega-3 fatty acid supplements to patients with existing CV disease.

**Methods:** RCTs published up to March 2013 were searched from PubMed, EMBASE, and the Cochrane Library. Two of us independently reviewed and selected eligible trials.

**Results:** Of 360 articles retrieved, 11 randomized, double-blind, placebo controlled trials fulfilling inclusion criteria, overall involving 15,348 patients with a history of CV disease, were considered in the final analyses. No statistically significant association was observed for all-cause mortality (RR, 0.89; 95% CI, 0.78 to 1.02) and stroke (RR, 1.31; 95% CI, 0.90 to 1.90). Conversely, statistically significant protective effects were observed for cardiac death (RR, 0.68; 95% CI, 0.56 to 0.83), sudden death (RR, 0.67; 95% CI, 0.52 to 0.87), and myocardial infarction (RR, 0.75; 95% CI, 0.63 to 0.88).

**Conclusion:** Overall, our results supply evidence that long-term effect of high dose omega-3 fatty acid supplementation may be beneficial for the onset of cardiac death, sudden death and myocardial infarction among patients with a history of cardiovascular disease.

© 2013 Elsevier Ireland Ltd. All rights reserved.

**Keywords:** Cardiovascular disease; Meta-analysis; Omega-3 fatty acid; Secondary prevention; Supplementation

## 1. Introduction

Since the 1970s, omega-3 polyunsaturated fatty acids have received a great deal of attention due to possible

protective effect on the onset of cardiovascular (CV) disease [1]. In response to anecdotal reports of a low prevalence of coronary heart disease among Greenland Eskimos, Bang and Dyerberg undertook six expeditions to Greenland starting in the late 1960s. They observed that consumption of a large amount of fish or marine mammals rich in omega-3 fatty acid contributes to a low incidence of CV disease among Greenland Eskimos [2,3]. During the following decades, several investigations suggested that omega-3 fatty acid has anti-inflammatory, anti-atherogenic, and anti-arrhythmic effects [4–7], which are considered plausible mechanisms for reducing the CV disease risk [8].

Large-scale epidemiologic studies have suggested that people at risk for coronary heart disease benefit from

\* Address for correspondence: Dr. Manuela Casula, Epidemiology and Preventive Pharmacology Centre (SEFAP), Department of Pharmacological Sciences, University of Milan, Via Balzaretti, 9, 20133 Milan, Italy. Tel.: +39 02 50318259; fax +39 02 50318292.

E-mail address: sefap@unimi.it (M. Casula)

or:

Prof. Giovanni Corrao, Department of Statistics and Quantitative Methods, Unit of Biostatistics, Epidemiology and Public Health, University of Milano-Bicocca, Via Bicocca degli Arcimboldi, 8, Edificio U7, 20126 Milan, Italy. Tel.: +39 02 64485854; fax: +39 02 64485899.

E-mail address: giovanni.corrao@unimib.it (G. Corrao).

consuming omega-3 fatty acid [9–18]. A protective effect against CV disease from fish or fish oil consumption has been reported from systematic reviews and meta-analyses of observational investigations [19,20].

A number of randomized clinical trials (RCTs) have also been designed specifically to provide a controlled evaluation of the effects of treatment with omega-3 fatty acid on CV risk, but conflicting findings have been found on this issue [8,21–30]. Inconsistency among systematic reviews and meta-analyses of RCTs might be explained by a number of factors [16,20–22]. First, some meta-analyses included RCTs which did not use placebo as control arm [8]. Second, by including RCTs with different omega-3 fatty acid doses and sources, heterogeneous effects are likely generated [31]. Third, the change in tissue lipid composition as well as the beneficial anti-inflammatory and anti-atherogenic properties of omega-3 fatty acid may take time to manifest. Thus, studies including patients followed for less than a year may be unable to detect a clinical benefit [21]. Finally, inconsistency between systematic reviews and meta-analyses may also derive from differences in the patients' inclusion criteria of the primary RCTs, being some of them performed on high-risk (such as heart failure) patients [32], while others mainly investigated primary prevention [33].

In the present study we performed a large-scale synthesis of the available randomized, double-blind, placebo controlled trials for investigating the CV preventive effect of omega-3 fatty acid administration to patients with existing CV disease (i.e. in the setting of secondary prevention of CV outcomes), through supplements (no dietary counselling) with doses sufficiently high, and for time windows sufficiently long, to manifest their preventive action.

## 2. Methods

This systematic review and meta-analysis was performed according to PRISMA (Preferred Reporting Items for Systematic reviews and Meta-Analyses) statement [34].

### 2.1. Search strategy

We carried out a MEDLINE, EMBASE, and COCHRANE search for RCTs published up to March 2013 which investigated the association between use of omega-3 and risk of CV disease. The following keywords and/or corresponding MeSH terms were used: ('fatty acid, omega-3' OR 'eicosapentaenoic acid' OR 'docosahexaenoic acid' OR 'fish oils' OR 'fatty acid, omega-6') AND ('cardiovascular diseases' OR 'myocardial infarction' OR 'sudden cardiac death' OR 'stroke'). In addition, the references listed from reviews and meta-analyses published on this issue were hand-checked to identify additional relevant publications [8,21–30].

### 2.2. Selection criteria

We included studies that met the following criteria: (1) the design was a randomized, double-blind, placebo controlled trial; (2) adult patients with a history of CV disease were investigated in the study; (3) the patients had used omega-3 fatty acid supplements at least 1 gram/day dosage and for at least 1 year; (4) investigated outcomes such as all-cause mortality, cardiac death, sudden death, myocardial infarction and/or stroke; (5) the studies reported quantitative estimates of the exposure-outcome association (odds ratio, rate ratio, or hazard ratio and their corresponding 95% CI or *p*-value) or sufficient data to calculate it. If data were published more than once, the most recent and complete publication was included in the analysis. Two of us (MC and DS) independently evaluated the eligibility of all studies according to the selection criteria. Discrepancies between readers were resolved in conference.

### 2.3. Data collection

The following data were collected from each included article: first author, publication year, country, number of participants and their main characteristics (e.g. gender, age, type of previous cardiovascular event), study duration, omega-3 dosage, investigated outcomes, number of events, number of participants, magnitude of the exposure-outcome association (expressed as risk ratio: RR) and corresponding 95% confidence interval (CI). Quality assessment of the included trials was evaluated using the Jadad scale [35], according which a score ranging from zero (very poor) to 13 points (rigorous) was calculated.

### 2.4. Statistical analysis

The summary RR for the association between omega-3 fatty acid supplement versus placebo and the risk of the considered outcomes was the measure of interest. Analyses were performed separately for each outcome. Between-study heterogeneity was tested using the Cochrane's Q test, and measured with the  $I^2$  statistics (the proportion of between-study variability caused by heterogeneity) [36]. We pooled the original estimates by using both the Mantel & Haenszel method (fixed-effects model) and the DerSimonian & Laird method (random-effects model) [37]. When a significant heterogeneity was found, the results from the random-effects model were presented. An influence analysis was also conducted by omitting one study at a time, in order to identify to what extent the results were influenced by a single study. Publication bias was evaluated through funnel plot visual analysis and with the Egger's test [38].

All tests were considered significant statistically for *p*-values less than 0.05. The analyses and the correspondent graphical visualization of forest and funnel plots were respectively conducted by using RevMan Version 5.1

(Nordic Cochrane Center) and STATA Software Program Version 9 (STATA, College Station, TX).

### 3. Results

Figure 1 shows how we identified relevant trials from literature search. Based on title and abstract, 255, 243, and 132 papers were respectively retrieved from PUBMED, EMBASE and COCHRANE databases. From the resulting 360 articles which were reported at least once, 349 papers were excluded because of several reasons. Thus, 11 randomized, placebo-controlled trials fulfilling inclusion criteria were considered in the final analyses [32,33,39–47].

Table 1 shows that these studies included 15,348 patients, of whom 7,694 received omega-3 and the remaining 7,654 placebo. Overall 825 patients experienced death for any cause, 395 cardiac deaths, 249 sudden deaths, 640 myocardial infarctions, and 116 strokes. All studies were of high methodological quality, the Jadad score ranging from 8 [42] to 13 points [41,46,47].

As shown in Fig. 2, there was not statistical evidence that omega-3 fatty-acid supplementation reduced the risk of all-cause mortality and stroke, being the summary RR (and 95% CI) 0.89 (0.78 to 1.02), and 1.31 (0.90 to 1.90), respectively. Conversely, statistical significant protective effects were observed for cardiac death (0.68; 0.56 to 0.83), sudden death (0.67; 0.52 to 0.87), and myocardial infarction (0.75; 0.63 to 0.88). Between-study heterogeneity was not significant and numerically irrelevant, with the exception of sudden death for which  $I^2$  statistics showed 42% variation across the studies due to heterogeneity. Influence analysis showed that the protective effects of omega-3 on the risk of cardiac death, sudden death, and myocardial infarction

became not statistically significant by excluding the study by Marchioli et al. [32], being the summary RRs 0.77 (0.52 to 1.14), 0.95 (0.62 to 1.45), and 0.73 (0.53 to 1.01), respectively. There was no evidence for publication bias neither from funnel plots, nor from the Egger's test, ranging the  $p$ -values from 0.08 (cardiac death) to 0.96 (all-cause mortality).

### 4. Discussion

Our study incorporating the available published evidence from RCTs on the effect of omega-3 fatty acid administration to high risk patients did not show statistically significant reduction in all-cause mortality and risk of stroke. Conversely, favourable effects were observed on other CV outcomes. Indeed, with respect to patients who received placebo, those to whom omega-3 fatty acids were administered had risk reductions of cardiac death (–32%), sudden death (–33%), and myocardial infarction (–25%). Assurances over the robustness of our findings derive from at least two observations: there was no evidence of between-study heterogeneity, neither of selective inclusion of studies reporting higher protective effects. Nevertheless, our findings were influenced by the more relevant study on this issue [32], omitting it more modest benefit was observed.

Systematic reviews and meta-analyses on this issue [8,21–30] have addressed different key questions with respect to ours. We chose to include randomized, double-blind, placebo controlled trials investigating the effect of omega-3 fatty acid administration to patients with existing CV disease (the group most likely to benefit from their use), through administration of sufficiently high doses, and

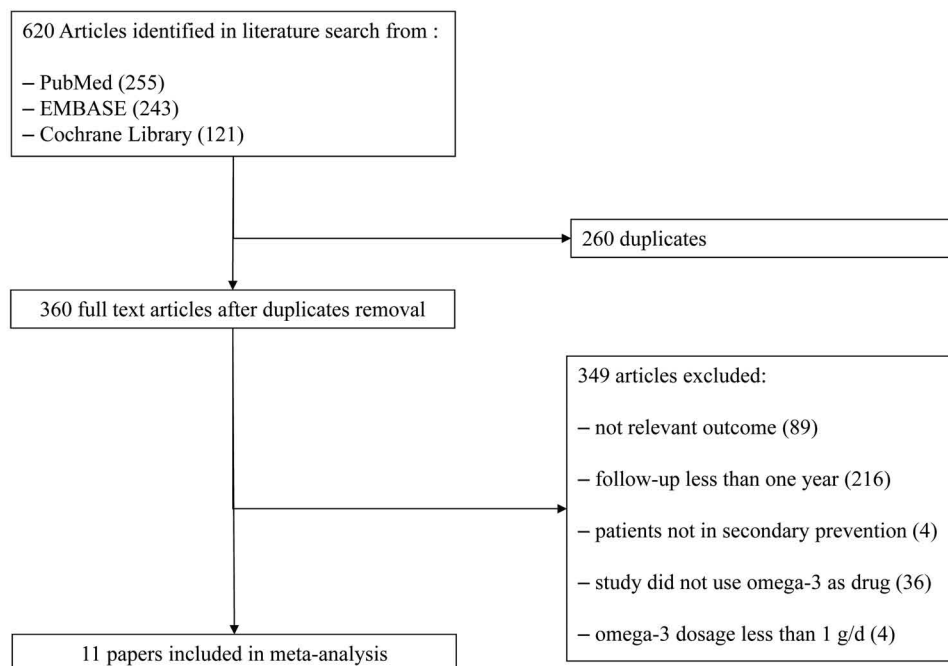


Fig. 1. Flow-chart for the selection of eligible randomized, double-blind, placebo-controlled trials.

Table 1  
Selected characteristics of 11 randomized, double blind, placebo controlled trials included in the meta-analysis

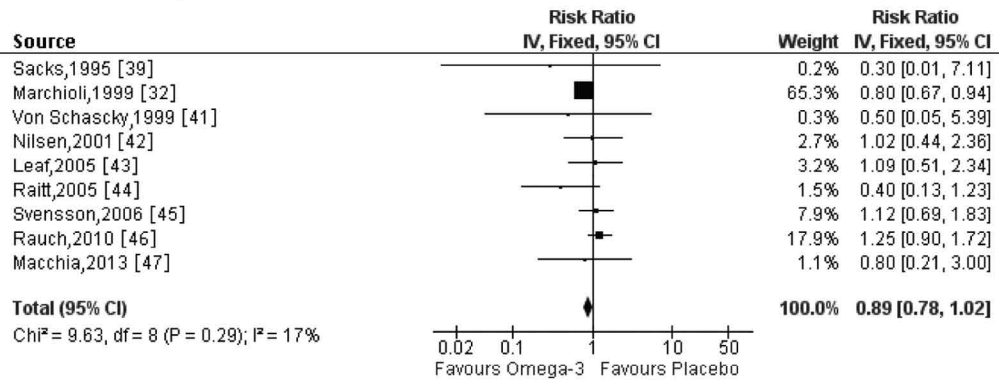
Source, year [ref]	Country	Gender	Age, Median (range), y	Previous CV event	Control	Omega-3 dosage, g/day	Treatment duration, y	Outcome	No. of events		No. of participants		RR (95% CI)	Quality score
									Omega-3	Control	Omega-3	Control		
Sacks et al, 1995 [39]	USA	MW	62 (30–75)	CHD	Placebo (olive oil)	6	2.3	All cause mortality	0	1	31	28	0.30 (0.01 to 7.11)	11
								Cardiac death	0	1	31	28	0.30 (0.01 to 7.11)	
								MI (non fatal)	1	2	31	28	0.45 (0.04 to 4.71)	
								Stroke (non fatal)	1	0	31	28	2.71 (0.12 to 64.00)	
Singh et al, 1997 [40]	India	MW	49 (NR)	MI	Placebo	1.80	1	Cardiac death	14	26	122	118	0.52 (0.22 to 1.21)	11
								Sudden death	2	8	122	118	0.24 (0.03 to 2.00)	
								MI (non fatal)	16	30	122	118	0.51 (0.23 to 1.28)	
Marchioli et al, 1999 [32]	Italy	MW	59 (NR)	MI	Control	1	3.5	All cause mortality	236	293	2,836	2,828	0.80 (0.67 to 0.94)	9
								Cardiac death	108	165	2,836	2,828	0.65 (0.51 to 0.82)	
								Sudden death	55	99	2,836	2,828	0.55 (0.40 to 0.76)	
								MI (fatal/non fatal)	196	259	2,836	2,828	0.75 (0.62 to 0.90)	
								Stroke (fatal/non fatal)	54	41	2,836	2,828	1.30 (0.87 to 1.96)	
Von Schaseky et al, 1999 [41]	Germany	MW	58 (18–75)	PTCA	Placebo (nonmarine fatty acids)	3.3 (3 months)	2	All cause mortality	1	2	112	111	0.50 (0.05 to 5.39)	13
						1.7 (21 months)		Cardiac death	0	1	112	111	0.33 (0.01 to 8.02)	
								MI (fatal/non fatal)	1	4	112	111	0.25 (0.03 to 2.18)	
								Stroke (non fatal)	1	3	112	111	0.33 (0.03 to 3.13)	
Nilsen et al, 2001 [42]	Norway	MW	64 (29–88)	MI	Placebo (corn oil)	3.4	1.5	All cause mortality	11	11	150	150	1.02 (0.44 to 2.36)	8
								Cardiac death	8	8	150	150	1.02 (0.38 to 2.71)	
								MI (non fatal)	21	15	150	150	1.43 (0.74 to 2.78)	

Table 1 (continued)

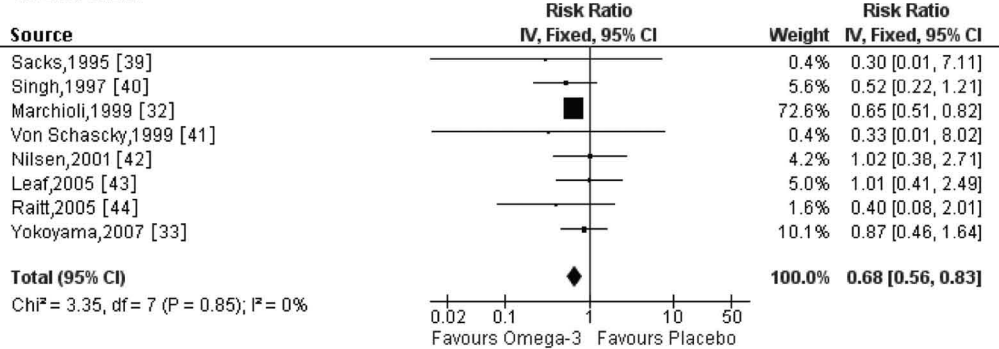
Source, year [ref]	Country	Gender	Age, Median (range), y	Previous CV event	Control	Omega-3 dosage, g/day	Treatment duration, y	Outcome	No. of events		No. of participants		RR (95% CI)	Quality score
									Omega-3	Control	Omega-3	Control		
Leaf et al, 2005 [43]	USA	MW	65 (NR)	ICD	Placebo (olive oil)	2.6	1	All cause mortality	13	12	200	202	1.09 (0.51 to 2.34)	12
								Cardiac death	9	9	200	202	1.01 (0.41 to 2.49)	
Raitt et al, 2005 [44]	USA	MW	63 (NR)	ICD	Placebo (olive oil)	1.8	2	All cause mortality	4	10	100	100	0.40 (0.13 to 1.23)	12
								Cardiac death	2	5	100	100	0.40 (0.08 to 2.01)	
								Sudden death	2	0	100	100	5.00 (0.24 to 102.85)	
								MI (NR)	1	3	100	100	0.33 (0.04 to 3.15)	
Svensson et al, 2006 [45]	Denmark	MW	67 (NR)	CVD	Placebo (olive oil)	1.7	2	All cause mortality	34	30	103	103	1.12 (0.69 to 1.83)	12
								MI (NR)	4	13	103	103	0.30 (0.10 to 0.92)	
								Stroke (NR)	7	3	103	103	2.23 (0.58 to 8.64)	10
Yokoyama et al, 2007 [33]	Japan	MW	61 (NR)	CHD	Placebo (Prava, Simva)	1.8	5	Cardiac death	18	21	1,832	1,832	0.87 (0.46 to 1.64)	
								MI (fatal/non fatal)	31	42	1,832	1,832	0.75 (0.47 to 1.19)	
Rauch et al, 2010 [46]	Germany	MW	64 (NR)	MI	Placebo (olive oil)	1	1	All cause mortality	88	70	1,919	1,885	1.25 (0.90 to 1.72)	13
								Sudden death	28	29	1,919	1,885	0.95 (0.56 to 1.60)	
Macchia et al, 2013 [47]	Argentina	MW	66 (NR)	AF	Placebo (olive oil)	1	1	All cause mortality	4	5	289	297	0.80 (0.21 to 3.00)	13
								MI (non fatal)	1	1	289	297	1.10 (0.07 to 17.90)	
								Stroke (non fatal)	3	3	289	297	1.16 (0.23 to 5.78)	

CHD, Coronary Heart Disease; MI, Myocardial Infarction; PTCA, Percutaneous Transluminal Coronary Angioplasty; ICD, Implantable Cardioverter Defibrillator; CVD, Cardiovascular Disease; AF, Atrial Fibrillation; M, Men; W, Women; Prava, Pravastatin; Simva, Simvastatin.

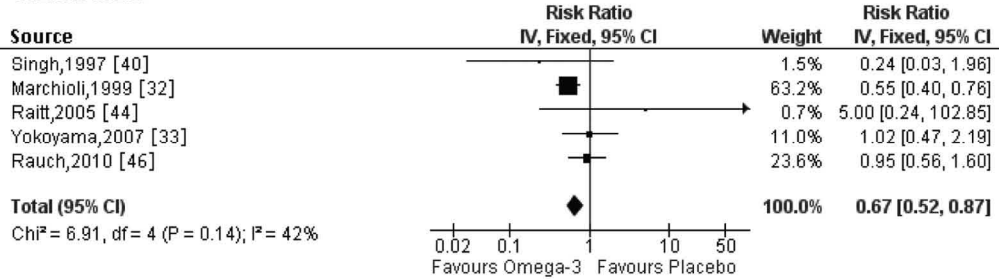
**All cause mortality**



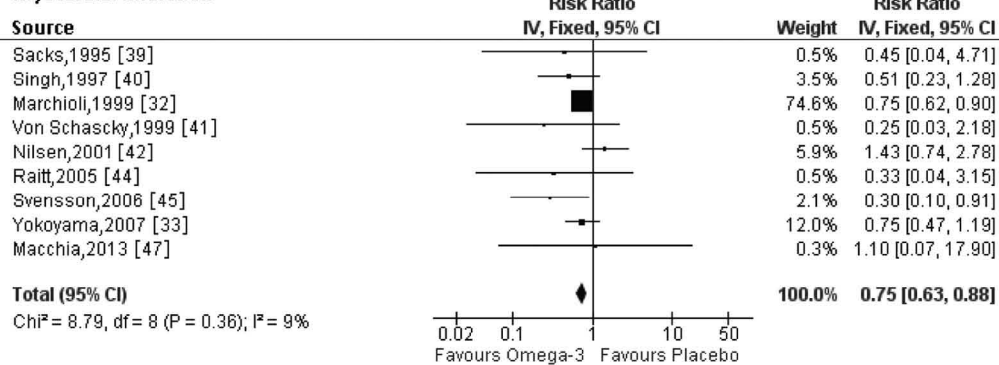
**Cardiac death**



**Sudden death**



**Myocardial infarction**



**Stroke**

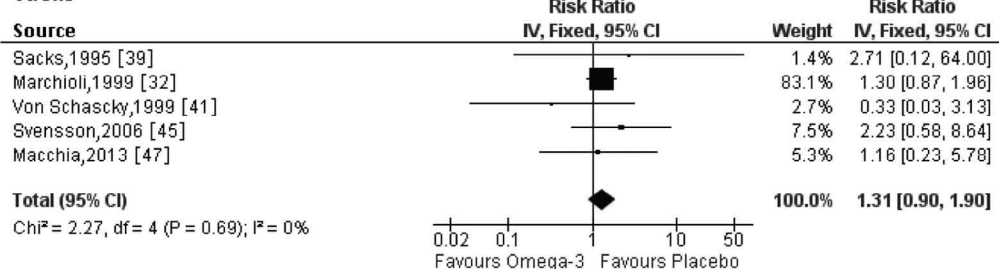


Fig. 2. Meta-analysis of omega-3 fatty acid supplements for different outcomes.



for time windows sufficiently long to manifest their CV preventive action. Our stringent inclusion criteria likely explain the inconsistency of our findings with respect to those reported by two recent meta-analyses published on this topic [8,28] that have lead to a wide range of reactions in the scientific community.

It has been suggested that omega-3 fatty acids may have several beneficial CV effects, such as anti-arrhythmic properties, anti-atherothrombotic influences, plaque stabilization, vasodilatation, and lipid level reduction [4–7,48]. Our results showing that omega-3 fatty acid supplement administered with dosage >1 g/day for at least one year to high risk patients prevents the onset of cardiac death, sudden death and myocardial infarction, support therefore their biological properties. On the other hand, the lack of an effect of omega-3 fatty acid supplements observed by some trials [17,47,49,50] and meta-analyses [21,23,24] could be the result of other cardioprotective drug treatments, such as statin use [17]. This might explain the main protective effect of omega-3 supplementation observed from the GISSI-Prevenzione trial [32], in which only 5% of patients had received statins at baseline. It has been suggested that additional use of omega-3 fatty acid supplements in patients receiving statins might not be beneficial in preventing CV outcomes [8]. However, it may be more difficult to demonstrate an association of omega-3 fatty acid treatment in patients with a history of statin therapy use. In addition, the effect on sudden death of omega 3 appears to be not spared by statin treatment. Because of these considerations the relationship between cardiovascular disease events and omega-3 PUFA supplementation controlling for statin use needs to be explored and clarified as the patients on no statin or low doses of statins are frequently encountered in clinical practice because of either poor adherence to therapy or intolerance to omega-3 treatment [51]. Of note, omega-3 treatment is essentially devoid of any adverse effect.

Our study has limitations. First, we initially had planned to conduct subgroup analyses, for example according to the type of funding source, as well as to selected baseline characteristics of the included patients (e.g. treatment with other cardioprotective agents). There was not, however, a sufficient number of trials to perform this analysis. Second, our findings are limited to Western populations because of a paucity of data for Eastern populations. Third, we only used published information on exposure (e.g. compliance of the dispensed omega-3 supplementation) and outcomes (e.g. nonfatal or fatal myocardial infarction). Therefore, we are unable to exclude exposure and/or outcome misclassifications, if any.

In summary, our results provide further evidence on the positive effect of omega-3 fatty acid supplementation administered with dosage >1 g/day for at least one year in preventing cardiac death, sudden death and myocardial infarction among patients with a history of cardiovascular disease. Experimental evidence will continue to accumulate in the field, yet an individual patient data meta-analysis

would be more appropriate to refine possible associations related to, among others, co-treatments with other cardio-protective drug agents.

### Conflict of interest

ALC declares the following conflict of interest: acting as speaker for Sigma-Tau industries.

The other authors declare no conflict of interest.

### References

- [1] De Caterina R. N-3 fatty acids in cardiovascular disease. *N Engl J Med* 2011;364:2439–50.
- [2] Bang HO, Dyerberg J, Nielsen AB. Plasma lipid and lipoprotein pattern in Greenlandic West-coast Eskimos. *Lancet* 1971;1:1143–5.
- [3] Dyerberg J, Bang HO, Aagaard O. Alpha-linolenic acid and eicosapentaenoic acid. *Lancet* 1980;137:199.
- [4] McKenney JM, Sica D. Prescription omega-3 fatty acids for the treatment of hypertriglyceridemia. *Am J Health Syst Pharm* 2007;64:595–605.
- [5] Mita T, Watada H, Ogihara T, et al. Eicosapentaenoic acid reduces the progression of carotid intima-media thickness in patients with type 2 diabetes. *Atherosclerosis* 2007;191:162–7.
- [6] Wall R, Ross RP, Fitzgerald GF, Stanton C. Fatty acids from fish: the anti-inflammatory potential of long-chain omega-3 fatty acids. *Nutr Rev* 2010;68:280–9.
- [7] Metcalf RG, Sanders P, James MJ, Cleland LG, Young GD. Effect of dietary n-3 polyunsaturated fatty acids on the inducibility of ventricular tachycardia in patients with ischemic cardiomyopathy. *Am J Cardiol* 2008;101:758–61.
- [8] Kwak SM, Myung S-K, Lee YJ, Seo HG. Efficacy of omega-3 fatty acid supplements (Eicosapentaenoic Acid and Docosahexaenoic Acid) in the secondary prevention of cardiovascular disease. *Arch Intern Med* 2012;172:686–94.
- [9] Kromhout D, Bosschieter EB, de Lezenne Coulander C. The inverse relation between fish consumption and 20-year mortality from coronary heart disease. *N Engl J Med* 1985;312:1205–9.
- [10] Daviglius ML, Stamler J, Orenca AJ, Dyer AR, Liu K, Greenland P, et al. Fish consumption and the 30-year risk of fatal myocardial infarction. *N Engl J Med* 1997;336:1046–53.
- [11] Albert CM, Hennekens CH, O'Donnell CJ, Ajani UA, Carey VJ, Willett WC, et al. Fish consumption and risk of sudden cardiac death. *JAMA* 1998;279:23–8.
- [12] Oomen CM, Feskens EJ, Rasanen L, Fidanza F, Nissinen AM, Menotti A, et al. Fish consumption and coronary heart disease mortality in Finland, Italy, and The Netherlands. *Am J Epidemiol* 2000;151:999–1006.
- [13] Iso H, Rexrode KM, Stampfer MJ, Manson JE, Colditz GA, Speizer FE, et al. Intake of fish and omega-3 fatty acids and risk of stroke in women. *JAMA* 2001;285:304–12.
- [14] Albert C M, Campos H, Stampfer MJ, Ridker PM, Manson JE, Willett WC, et al. Blood levels of long-chain n-3 fatty acids and the risk of sudden death. *N Engl J Med* 2002;346:1113–8.
- [15] Lemaitre RN., King IB, Mozaffarian D, Kuller LH, Tracy RP, Siscovick DS. N-3 polyunsaturated fatty acids, fatal ischemic heart disease and non-fatal myocardial infarction in older adults. The cardiovascular health study. *Am J Clin Nutr* 2003;77:319–25.
- [16] He K, Song Y, Daviglius ML, Liu K, Van Horn L, Dyer AR, et al. Accumulated evidence on fish consumption and coronary heart disease mortality: a meta-analysis of cohort studies. *Circulation* 2004;109:2705–11.
- [17] Kromhout D, Giltay EJ, Geleijnse JM, Alpha Omega Trial Group. N-3 fatty acids and cardiovascular events after myocardial infarction. *N Engl J Med* 2010;363:2015–26.

- [18] Kromhout D, Geleijnse JM, de Goede J, Griep LM, O, Mulder BJM., de Boer MJ, et al. N-3 fatty acids, ventricular arrhythmia-related events, and fatal myocardial infarction in postmyocardial infarction patients with diabetes. *Diabetes Care* 2011;34:2515–20.
- [19] Whelton SP, He J, Whelton PK, Muntner P. Meta-analysis of observational studies on fish intake and coronary heart disease. *Am J Cardiol* 2004;93:1119–23.
- [20] Wang C, Harris WS, Chung M, et al. N-3 fatty acids from fish or fish-oil supplements, but not  $\alpha$ -linolenic acid, benefit cardiovascular disease outcomes in primary- and secondary-prevention studies: a systematic review. *Am J Clin Nutr* 2006;84:5–17.
- [21] Bucher HC, Hengstler P, Schindler C, Meier G. N-3 polyunsaturated fatty acids in coronary heart disease: a meta-analysis of randomized controlled trials. *Am J Med* 2002;112:298–304.
- [22] Hooper L, Harrison LA, Summerbell CD, Moore H, Worthington HV, Ness A, Capps N, Smith GD, Riemersma R, Ebrahim S. Omega 3 fatty acids for prevention and treatment of cardiovascular disease. *Cochrane Database of Systematic Reviews* 2004;4. Art. No.: CD003177. doi: 10.1002/14651858.CD003177.pub2.
- [23] Hooper L, Thompson RL, Harrison RA, et al. Risks and benefits of omega 3 fats for mortality, cardiovascular disease, and cancer: systematic review. *BMJ* 2006;332:752–60.
- [24] Marik PE, Varon J. Omega-3 dietary supplements and the risk of cardiovascular events: a systematic review. *Clin Cardiol* 2009;32:365–72.
- [25] Filion KB, El Khoury F, Bielinski M, Schiller I, Dendukuri N, Brophy JM. ROemearceh gartaicl-e3 fatty acids in high-risk cardiovascular patients: a meta-analysis of randomized controlled trials. *BMC Cardiovascular Disorders* 2010;10:24 (available at <http://www.biomedcentral.com/1471-2261/10/24>).
- [26] Saravanan P, Davidson NC, Schmidt EB, Calder PC. Cardiovascular effects of marine omega-3 fatty acids. *Lancet* 2010;375:540–50.
- [27] Larsson SC, Orsini N, Wolk A. Long-chain omega-3 polyunsaturated fatty acids and risk of stroke: a meta-analysis. *Eur J Epidemiol* 2012;27:895–901.
- [28] Rizos EC, Ntzani EE, Bika E, Kostapanos MS, Elisaf MS. Association between omega-3 fatty acid supplementation and risk of major cardiovascular disease events: a systematic review and meta-analysis. *JAMA* 2012;308:1024–33.
- [29] Xin W, Wei W2, Li X. Effect of fish oil supplementation on fasting vascular endothelial function in humans: a meta-analysis of randomized controlled trials. *Plos One* 2012;7:e46028.
- [30] Trikalinos TA, Lee J, Moorthy D, Yu WW, Lau J, Lichtenstein AH, Chung M. Effects of eicosapentaenoic acid and docosahexaenoic acid on mortality across diverse settings: systematic review and meta-analysis of randomized trials and prospective cohorts. *Technical Review 17, Vol. 4.* (Prepared by the Tufts Medical Center Evidence-based Practice Center under Contract No. HHS 290-2007-10055-1) AHRQ Publication No. 12-EHC040-EF. Rockville, MD: Agency for Healthcare Research and Quality; February 2012.
- [31] Lewis EJH. Omega-3 fatty acid supplementation and cardiovascular disease events (letter). *JAMA* 2013;309:27.
- [32] Marchioli R, Barzi F, Bomba E, Chieffo C, Di Gregorio D, Di Mascio R, et al. Early protection against sudden death by n-3 polyunsaturated fatty acids after myocardial infarction: time-course analysis of the results of the Gruppo Italiano per lo Studio della Sopravvivenza nell'Infarto Miocardico (GISSI)-Prevenzione. *Circulation* 2002;105:1897–903.
- [33] Yokoyama M, Origasa H, Matsuzaki M, Matsuzawa Y, Saito Y, Ishikawa Y, Oikawa S, Sasaki J, Hishida H, Itakura H, Kita T, Kitabatake A, Nakaya N, Sakata T, Shimada K, Shirato K, for the Japan EPA lipid intervention study (JELIS) Investigators. Effects of eicosapentaenoic acid on major coronary events in hypercholesterolaemic patients (JELIS): a randomised open-label, blinded endpoint analysis. *Lancet* 2007;369:1090–8.
- [34] Moher D, Liberati A, Tetzlaff J, Altman DG. Preferred reporting items for systematic reviews and meta-analyses: the PRISMA statement. *BMJ* 2009;339:b2535.
- [35] Jadad AR, Moore RA, Carroll D, Jenkinson C, Reynolds DJ, Gavaghan DJ, McQuay HJ. Assessing the quality of reports of randomized clinical trials: is blinding necessary? *Control Clin Trials* 1996;17:1–12.
- [36] Higgins JPT, Thompson SG, Deeks JJ, Altman DG. Measuring inconsistency in meta-analyses. *BMJ* 2003;327:557–60.
- [37] DerSimonian R, Laird N. Meta-analysis in clinical trials. *Controlled Clinical Trials* 1986;7:177–88.
- [38] Egger M, Smith DG, Schneider M, Schneider M, Minder C. Bias in meta-analysis detected by a simple, graphical test. *BMJ* 1997;315:629–34.
- [39] Sacks FM, Stone PH, Gibson CM, Silverman DI, Rosner B, Pasternak RC; For The Harp Research Group. Controlled trial of fish oil for regression of human coronary atherosclerosis. *J Am Coll Cardiol* 1995;25:1492–8.
- [40] Singh RB, Niaz MA, Sharma JP, Kumar R, Rastogi V, Moshiri M. Randomized, double-blind, placebo-controlled trial of fish oil and mustard oil in patients with suspected acute myocardial infarction: the Indian experiment of infarct survival-4. *Cardiovasc Drugs Ther* 1997;11:485–91.
- [41] von Schacky C, Angerer P, Kothny W, Theisen K, Mudra H. The effect of dietary  $\nu$ -3 fatty acids on coronary atherosclerosis a randomized, double-blind, placebo-controlled trial. *Ann Intern Med* 1999;130:554–62.
- [42] Nilsen DWT, Albrektsen G, Landmark K, Moen S, Aarsland T, Woie L. Effects of a high-dose concentrate of n-3 fatty acids or corn oil introduced early after an acute myocardial infarction on serum triacylglycerol and HDL cholesterol. *Am J Clin Nutr* 2001;74:50–6.
- [43] Leaf A, Albert CM, Josephson M, Steinhaus D, Kluger J, Kang JX, Cox B, Zhang H, Schoenfeld S. Prevention of fatal arrhythmias in high-risk subjects by fish oil n-3 fatty acid intake. *Circulation* 2005;112:2762–8.
- [44] Raitt MH, Connor WE, Morris C, Kron J, Halperin B, Chugh SS, McClelland J, Cook J, MacMurphy K, Swenson R, Connor SL, Gerhard G, Kraemer DF, Oseran D, Marchant C, Calhoun D, Shneider R, McAnulty J. Fish oil supplementation and risk of ventricular tachycardia and ventricular fibrillation in patients with implantable defibrillators. A randomized controlled trial. *JAMA* 2005;293:2884–91.
- [45] Svensson M, Schmidt EB, Jørgensen KA, Christensen JH; on behalf of the OPACH Study Group. N-3 fatty acids as secondary prevention against cardiovascular events in patients who undergo chronic hemodialysis: a randomized, placebo-controlled intervention trial. *Clin J Am Soc Nephrol* 2006;1:780–6.
- [46] Rauch B, Schiele R, Schneider S, Diller F, Victor N, Gohlke H, Gottwik M, Steinbeck G, Del Castillo U, Sack R, Worth H, Katus H, Spitzer W, Sabin G, Senges J; for the OMEGA Study Group. OMEGA, a randomized, placebo-controlled trial to test the effect of highly purified omega-3 fatty acids on top of modern guideline-adjusted therapy after myocardial infarction. *Circulation* 2010;122:2152–9.
- [47] Macchia A, Grancelli H, Varini S, Nul D, Laffaye N, Mariani J, Ferrante D, Badra R, Figal J, Ramos S, Tognoni G, Doval HC; on behalf of the GESICA Investigators. Omega-3 fatty acids for the prevention of recurrent symptomatic atrial fibrillation. Results of the FORWARD (randomized trial to assess efficacy of PUFA for the maintenance of sinus rhythm in persistent atrial fibrillation) trial. *J Am Coll Cardiol* 2013;61:463–8.
- [48] Mori TA. Omega-3 fatty acids and blood pressure. *Cell Mol Biol (Noisy-le-grand)* 2010;56:83–92.
- [49] Galan P, Kesse-Guyot E, Czernichow S, Briancon S, Blacher J, Hercberg S; SU.FOL.OM3 Collaborative Group. Effects of B vitamins and omega 3 fatty acids on cardiovascular diseases: a randomised placebo controlled trial. *BMJ* 2010;341:c6273. doi:10.1136/bmj.c6273.



- [50] Einvik G, Klemsdal TO, Sandvik L, Hjerkin EM. A randomized clinical trial on n-3 polyunsaturated fatty acids supplementation and all-cause mortality in elderly men at high cardiovascular risk. *Eur J Cardiovasc Prev Rehabil* 2010;17:588–92.
- [51] Sethi A, Singh M, Arora R. Omega-3 fatty acid supplementation and cardiovascular disease events (letter). *JAMA* 2013;309:27–8.